



Q4 2025-26

Overview of statistics for the Hertfordshire CCTV
Partnership Control Room Operations

For the Members of the Partnership

Stevenage, North Herts, East Herts and
Hertsmere Councils



HERTFORDSHIRE
CCTV



All Reported CCTV Incidents are given a Category

Each Category can be used on its own, however some categories have Subcategories to differentiate between certain areas that may need to be reported on separately

In the next slide shows all the Categories and their subsequent Subcategories that are associated with them

Category	Subcategory
Abduction	
Alarm Activation	
	Intruder Alarm
	Personal Attack
	Monitored site
Anti Social Behaviour	
	Drunken Behaviour
	Public Order
	Affray
	Begging
	Indecency
	Littering
	Nuisance
	Disorder
Arson/Fire	
Assault	
	Rape
	Sexual Assault
	ABH
	GBH
	Robbery
Bomb Threat/Suspect Package	

Category	Subcategory
Breach	
	Bail
	Court Order
	Curfew
	CPN
	CBO
Burglary	
	Ram Raid
Concern for Welfare	
	Missing Persons
	Injury
	Mental Health
COVID19 Related	
Criminal Damage	
Deceased	
	Murder
	Sudden Death
	Suicide
Deception/Fraud	
	Banking Protocol
	Extortion
Domestic	
	Assault
	Anti-social
Drug Related	

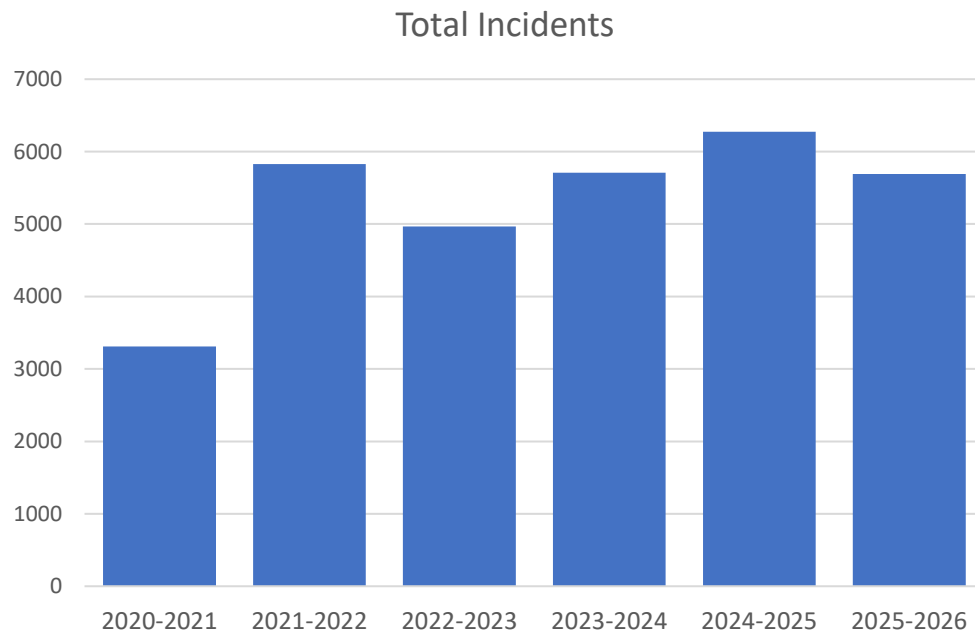
Category	Subcategory
Emergency Incident	
	East Herts Emergency Plan
Environmental	
	Flooding
	Damage
Fly Tipping	
Hate Crime	
	Race Related
Immigration	
Lone Worker	
	East Herts Lone Worker
Other	
Police Request	
	Operation
	RIPA
	False/abandoned 999
	Warrant or wanted
Post Event Viewing	
	Download for Police
	Download for Authority
	Public Viewing Request
Suspicious Activity	

Category	Subcategory
Theft	
	Handing Stolen Property
	Shoplifting
	Purse Dipping
Traffic Incident	
	RTC
	Broken Down Vehicle
Unauthorised Access (Trespass)	
Vehicle	
	Stolen
	Theft From
	Damage
	DUI
	ANPR activation
	No Insurance
Weapon	
	Firearms
	Knife
	Bat/Bar

Control Room Total Incident Data 2025/26

- The CCTV Control Room Recorded 5693 incidents in the year 2025/26
- This was a decrease from 6276 incidents in 2024-25 and a decrease from 5707 the year before

2020-2021	2021-2022	2022-2023	2023-2024	2024-2025	2025-2026
3309	5829	4965	5707	6276	5693

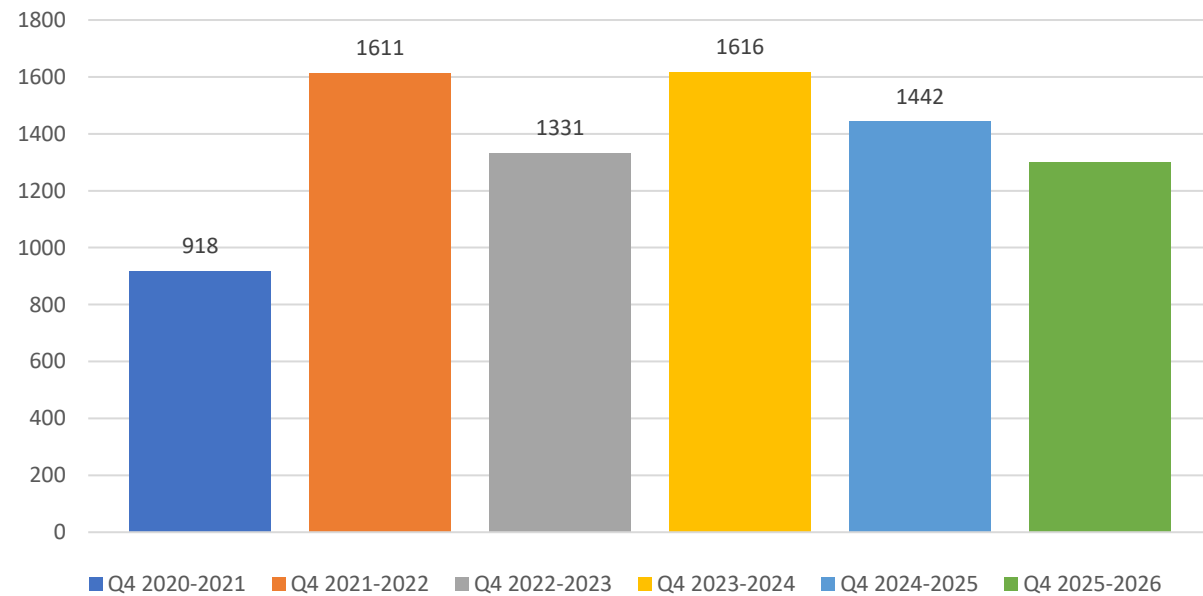


Month	2020	2021	2022	2023	2024	2025	2026
January	0	228	665	384	549	536	528
February	137	282	450	455	476	487	414
March	297	408	496	492	591	419	359
April	165	395	401	455	498	439	416
May	213	418	464	383	533	483	
June	191	460	486	451	520	451	
July	348	481	367	449	600	538	
August	360	447	352	453	538	484	
September	284	468	588	448	503	481	
October	290	588	394	407	599	510	
November	263	530	262	494	534	549	
December	277	431	320	551	509	457	

Control Room Total Incident Data Q4 2025-26

- The CCTV Control Room recorded 1301 Incidents in Q4 2025-26 Relating to CCTV
- This was a decrease from 1442 incidents in Q4 2024-25 and a decrease from 1616 the year before

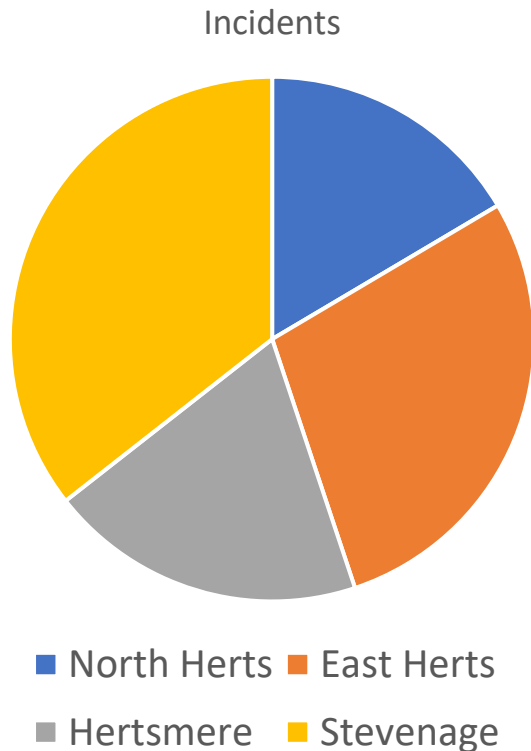
Q4 Total Incidents



Q4 2020-2021	Q4 2021-2022	Q4 2022-2023	Q4 2023-2024	Q4 2024-2025	Q4 2025-2026
918	1611	1331	1616	1442	1301

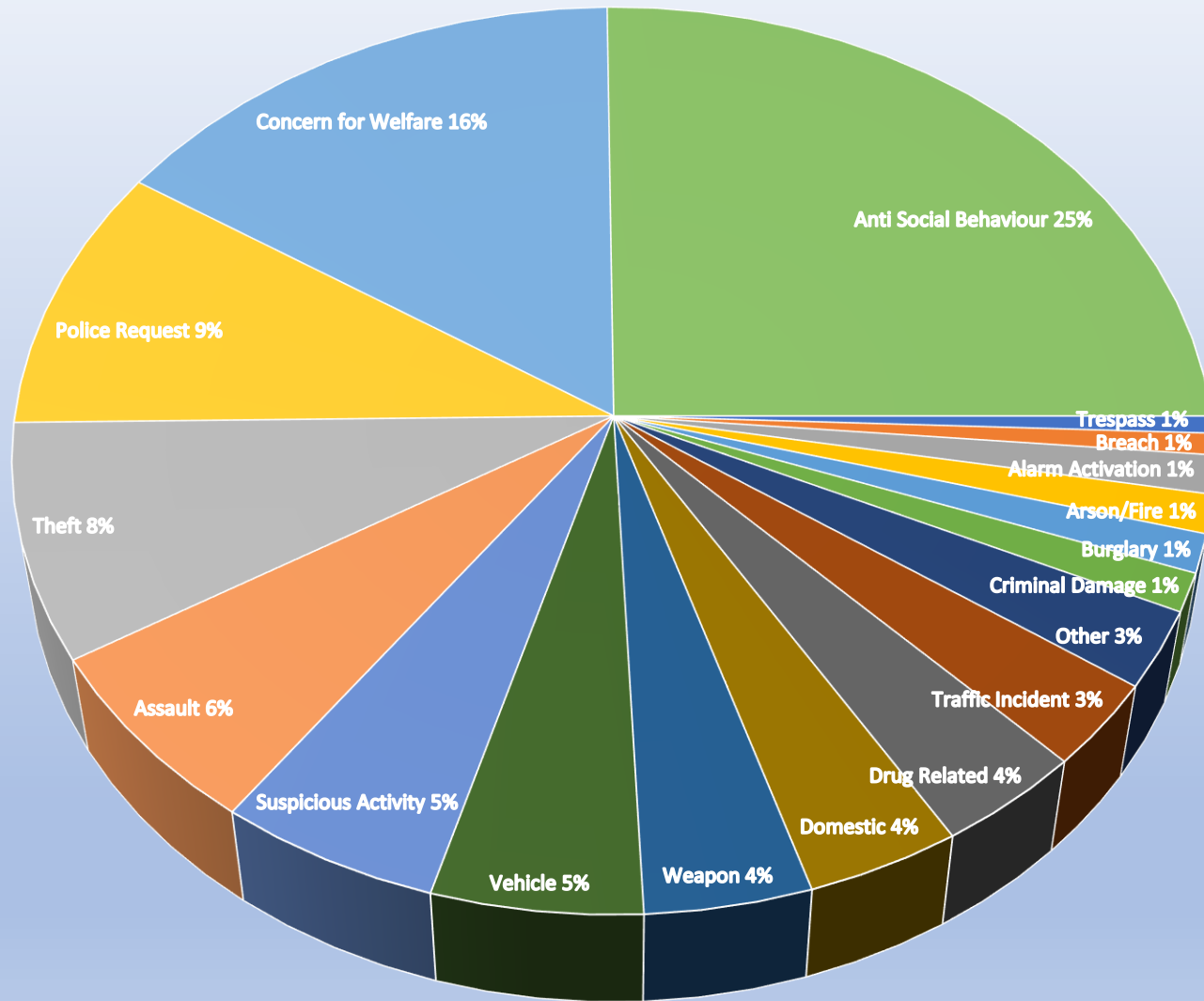
Incident Statistics By Partner

Q4 2025-2026



Partner	Incidents
North Herts	137
East Herts	186
Hertsmere	128
Stevenage	233

Incident Category Split All Partners Q4 2025 - 2026

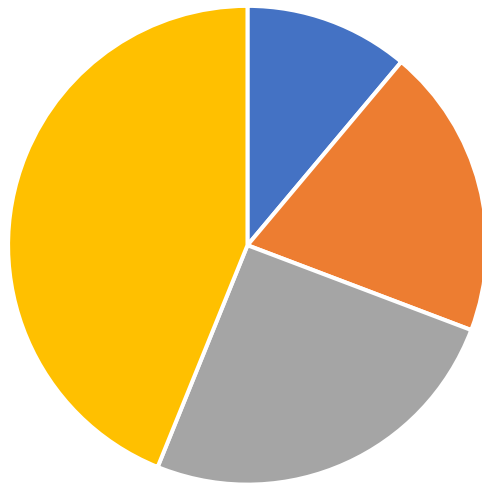


- Trespass
- Breach
- Alarm Activation
- Arson/Fire
- Burglary
- Criminal Damage
- Other
- Traffic Incident
- Drug Related
- Domestic
- Weapon
- Vehicle
- Suspicious Activity
- Assault
- Theft
- Police Request
- Concern for Welfare
- Anti Social Behaviour

Footage Request Data

- The CCTV Control Room recorded a total of 351 footage requests for the CCTV Partners cameras in Quarter 4 of 2025-26

Footage requests



■ North Herts ■ East Herts
■ Hertsmere ■ Stevenage

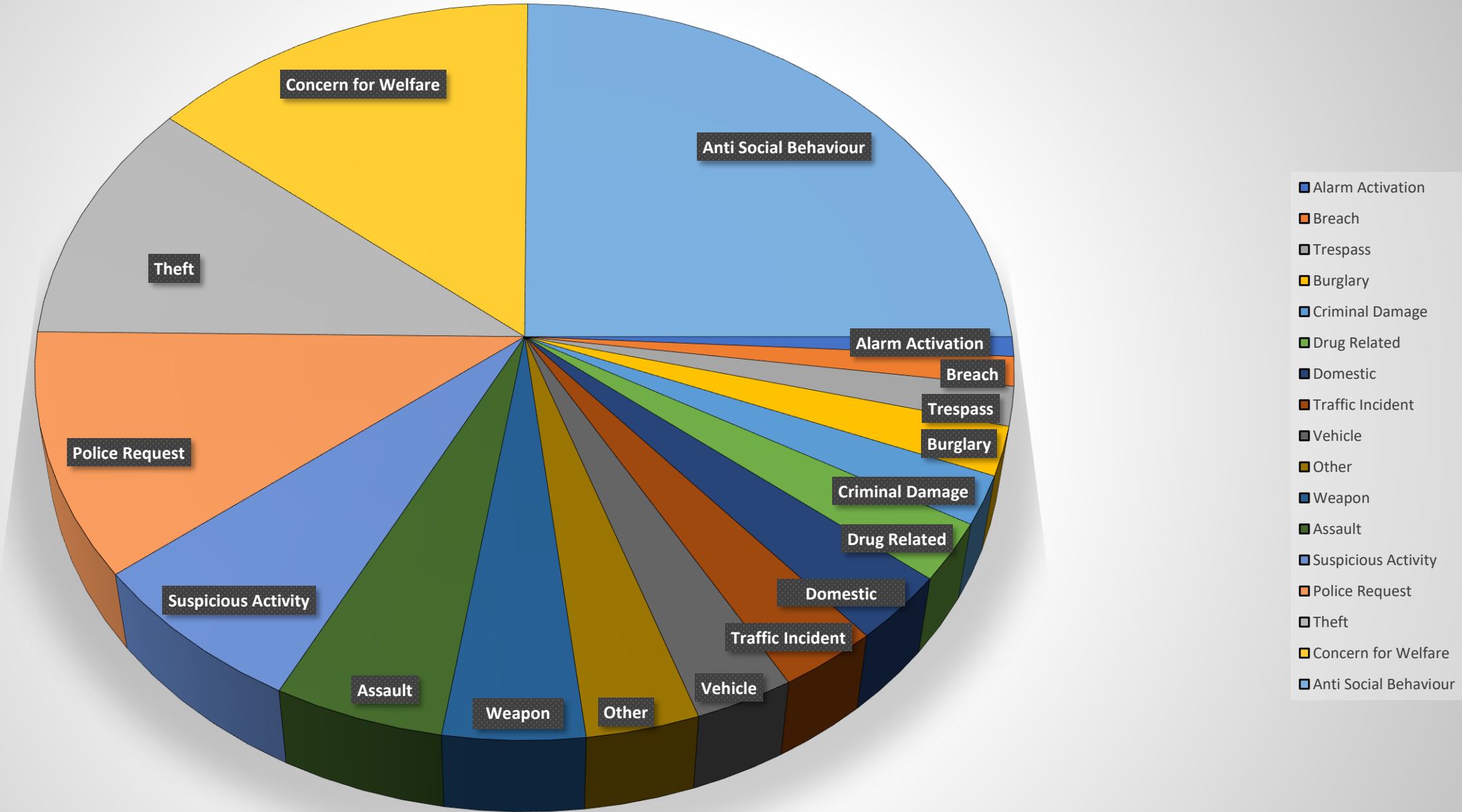
Partner	Footage Requests
North Herts	39
East Herts	69
Hertsmere	89
Stevenage	154

Stevenage Incidents Q4 2025-2026

- **All Stats relate to incidents in Stevenage including**
- Town Centre
- Neighbourhood Centre
- Old Town
- Residential Blocks

Category Name	No. of Incidents
Alarm Activation	2
Breach	3
Trespass	4
Burglary	5
Criminal Damage	5
Drug Related	6
Domestic	7
Traffic Incident	7
Vehicle	7
Other	8
Weapon	10
Assault	12
Suspicious Activity	16
Police Request	25
Theft	25
Concern for Welfare	33
Anti Social Behaviour	58

Stevenage Incident Categories Q4 2025-2026

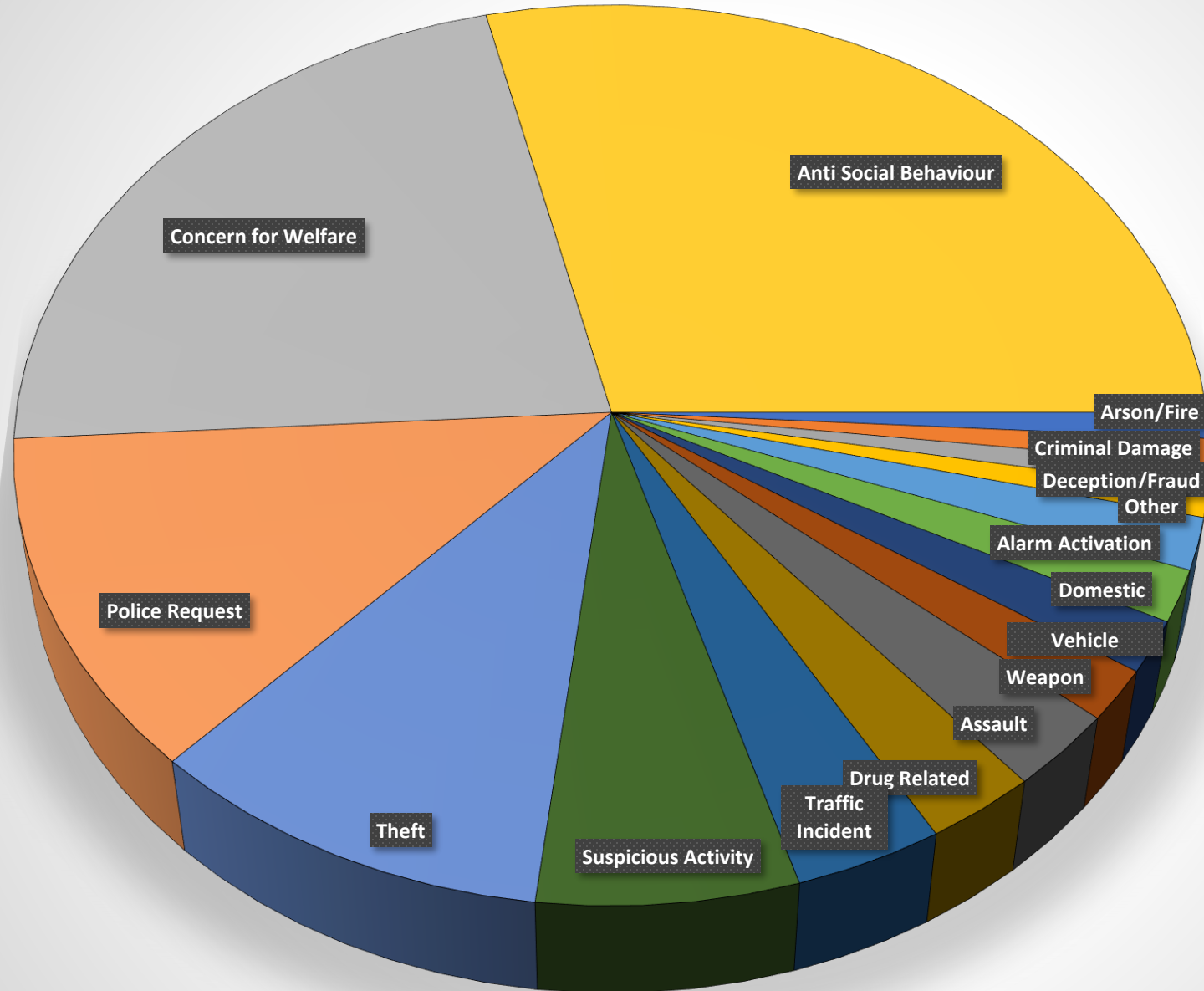


North Herts Incidents Q4 2025-2026

- **All Stats relate to incidents in the towns of:**
 - Hitchin
 - Letchworth
 - Baldock
 - Royston
 - Knebworth

Category Name	No. of Incidents
Arson/Fire	1
Criminal Damage	1
Deception/Fraud	1
Other	1
Alarm Activation	2
Domestic	2
Vehicle	2
Weapon	2
Assault	3
Drug Related	3
Traffic Incident	4
Suspicious Activity	7
Theft	11
Police Request	13
Concern for Welfare	24
Anti Social Behaviour	31

North Herts Incident Categories Q4 2025-2026



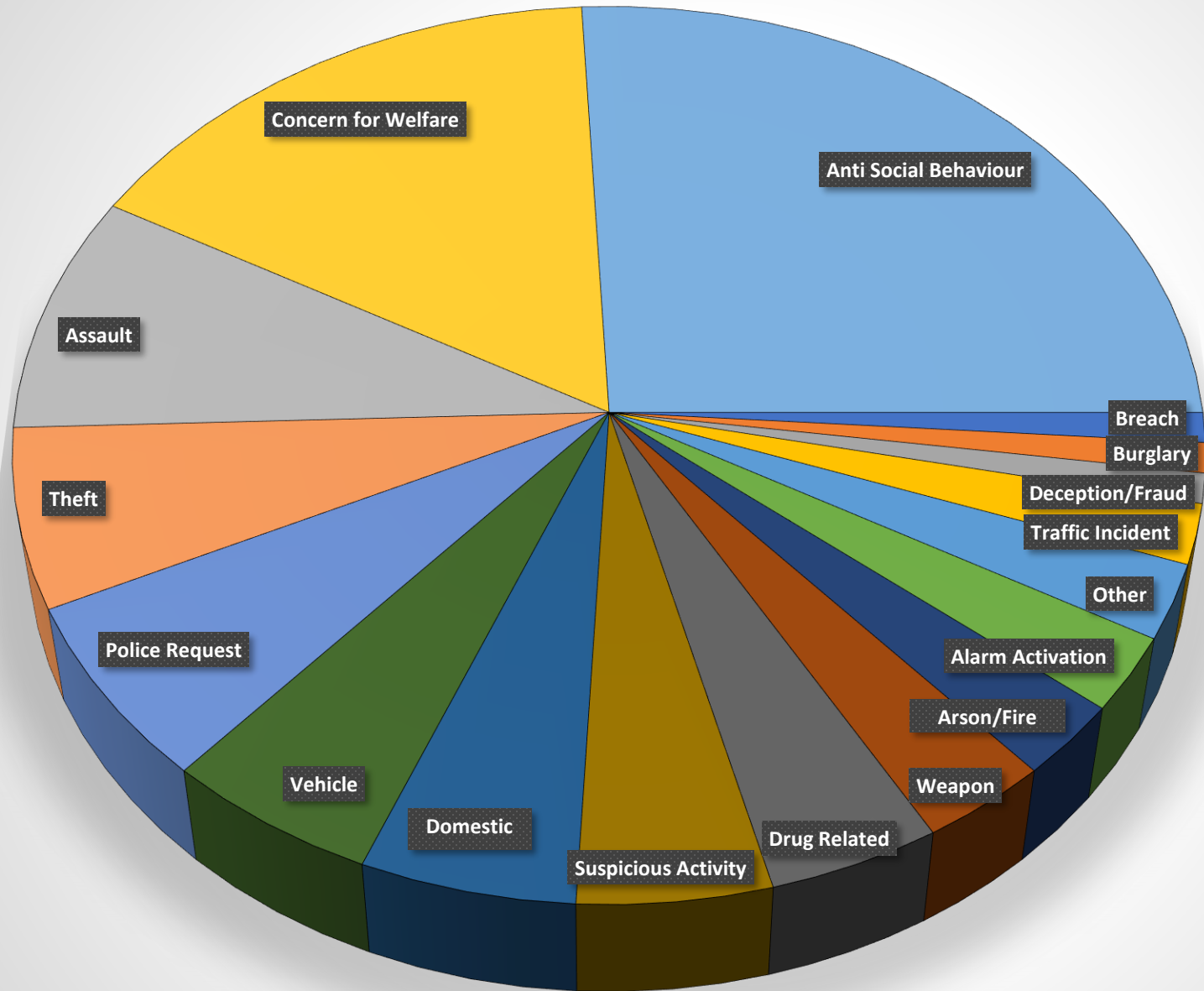
- Arson/Fire
- Criminal Damage
- Deception/Fraud
- Other
- Alarm Activation
- Domestic
- Vehicle
- Weapon
- Assault
- Drug Related
- Traffic Incident
- Suspicious Activity
- Theft
- Police Request
- Concern for Welfare
- Anti Social Behaviour

East Herts Incidents Q4 2025-2026

- **All Stats relate to incidents in the towns of:**
 - Hertford
 - Ware
 - Bishops Stortford
 - Stanstead Abbots

Category Name	No. of Incidents
Breach	2
Burglary	2
Deception/Fraud	2
Traffic Incident	4
Other	5
Alarm Activation	5
Arson/Fire	5
Weapon	6
Drug Related	8
Suspicious Activity	9
Domestic	10
Vehicle	10
Police Request	12
Theft	12
Assault	16
Concern for Welfare	30
Anti Social Behaviour	48

East Herts Incident Categories Q4 2025-2026



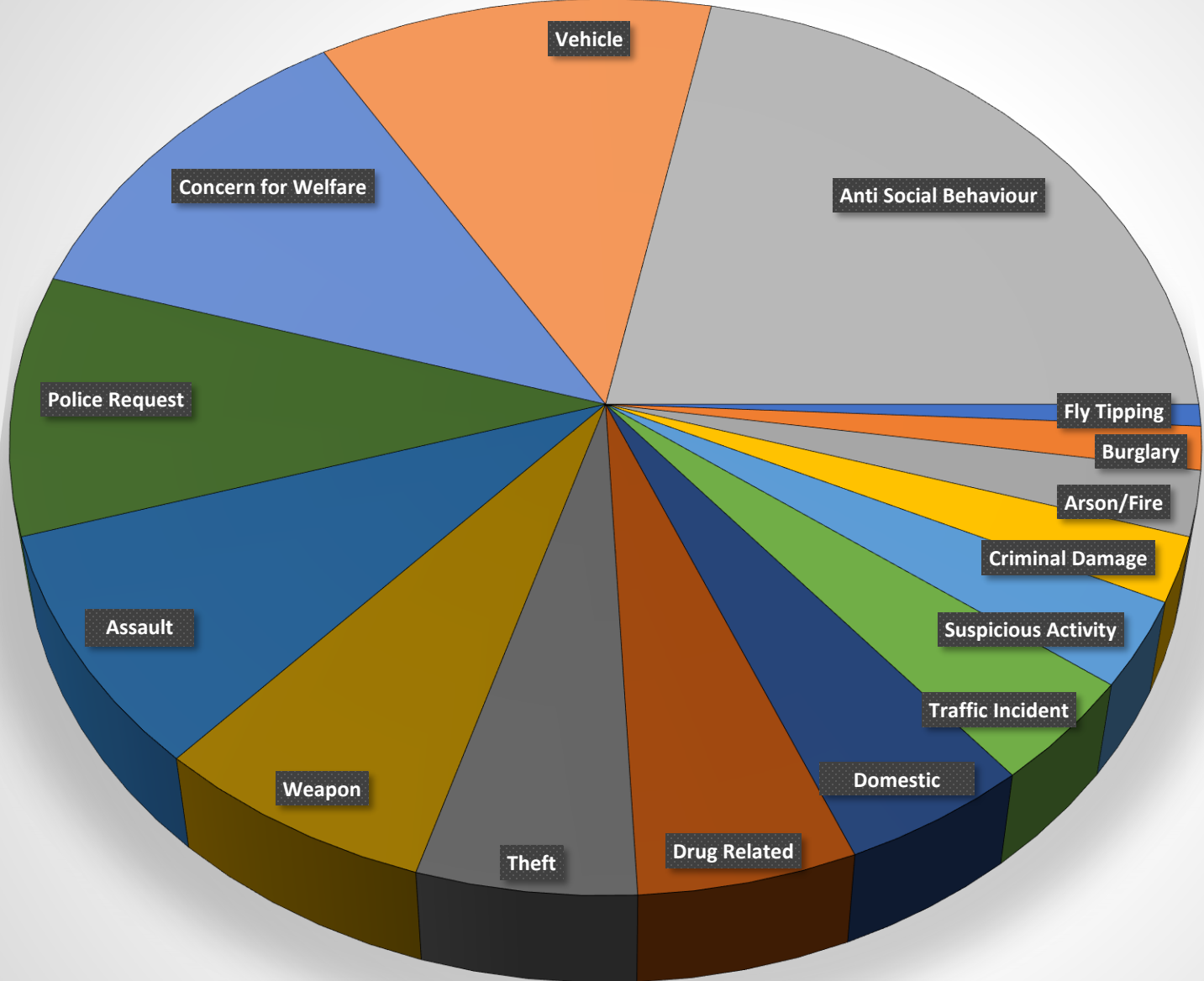
- Breach
- Burglary
- Deception/Fraud
- Traffic Incident
- Other
- Alarm Activation
- Arson/Fire
- Weapon
- Drug Related
- Suspicious Activity
- Domestic
- Vehicle
- Police Request
- Theft
- Assault
- Concern for Welfare
- Anti Social Behaviour

Hertsmere Incidents Q4 2025-2026

- **All Stats relate to incidents in the towns of:**
 - Borehamwood
 - Bushey
 - Potters Bar

Category Name	No. of Incidents
Fly Tipping	1
Burglary	2
Arson/Fire	3
Criminal Damage	3
Suspicious Activity	4
Traffic Incident	5
Domestic	6
Drug Related	7
Theft	7
Weapon	9
Assault	11
Police Request	12
Concern for Welfare	15
Vehicle	15
Anti Social Behaviour	28

Hertsmere Incident Categories Q4 2025-2026



- Fly Tipping
- Burglary
- Arson/Fire
- Criminal Damage
- Suspicious Activity
- Traffic Incident
- Domestic
- Drug Related
- Theft
- Weapon
- Assault
- Police Request
- Concern for Welfare
- Vehicle
- Anti Social Behaviour

Call Sources

The CCTV Control Room incidents come from a number of different sources as explained in this slide

Controller: the CCTV Controller has monitored this incident pro-actively

Police Airwaves: A call via the Police Airwaves Radio to the control room

Police Control: The Police Control Room Operator has called the CCTV Control Room via the telephone

Town Link: A call from a member of the Town Link or Pub Link Radio Scheme in the respective town.

Partnership Incidents by Call Source Q4 2025-2026

Source	Count
Controller	103
Police Airwaves	433
Police Control	41
Town Link	73

